
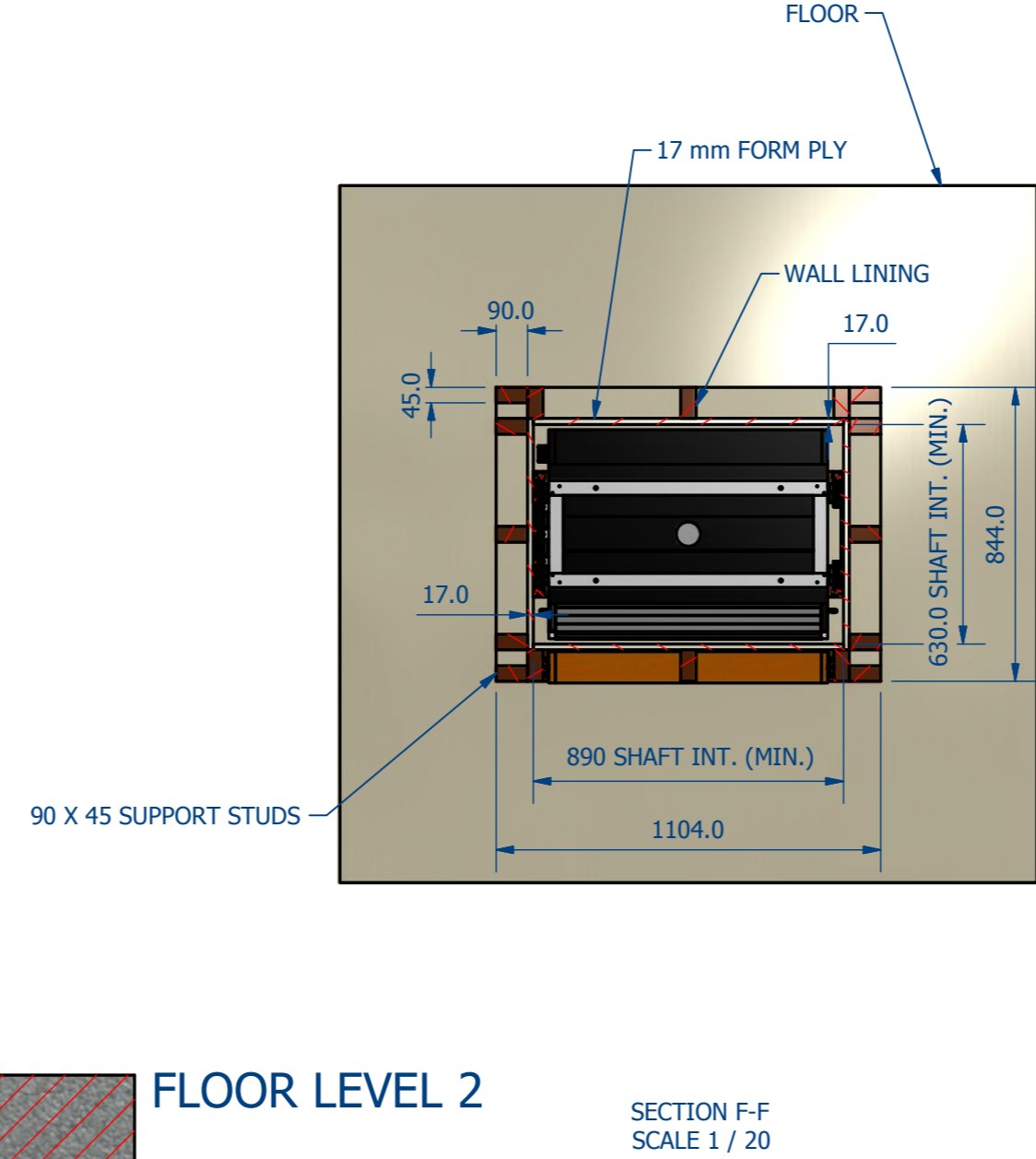
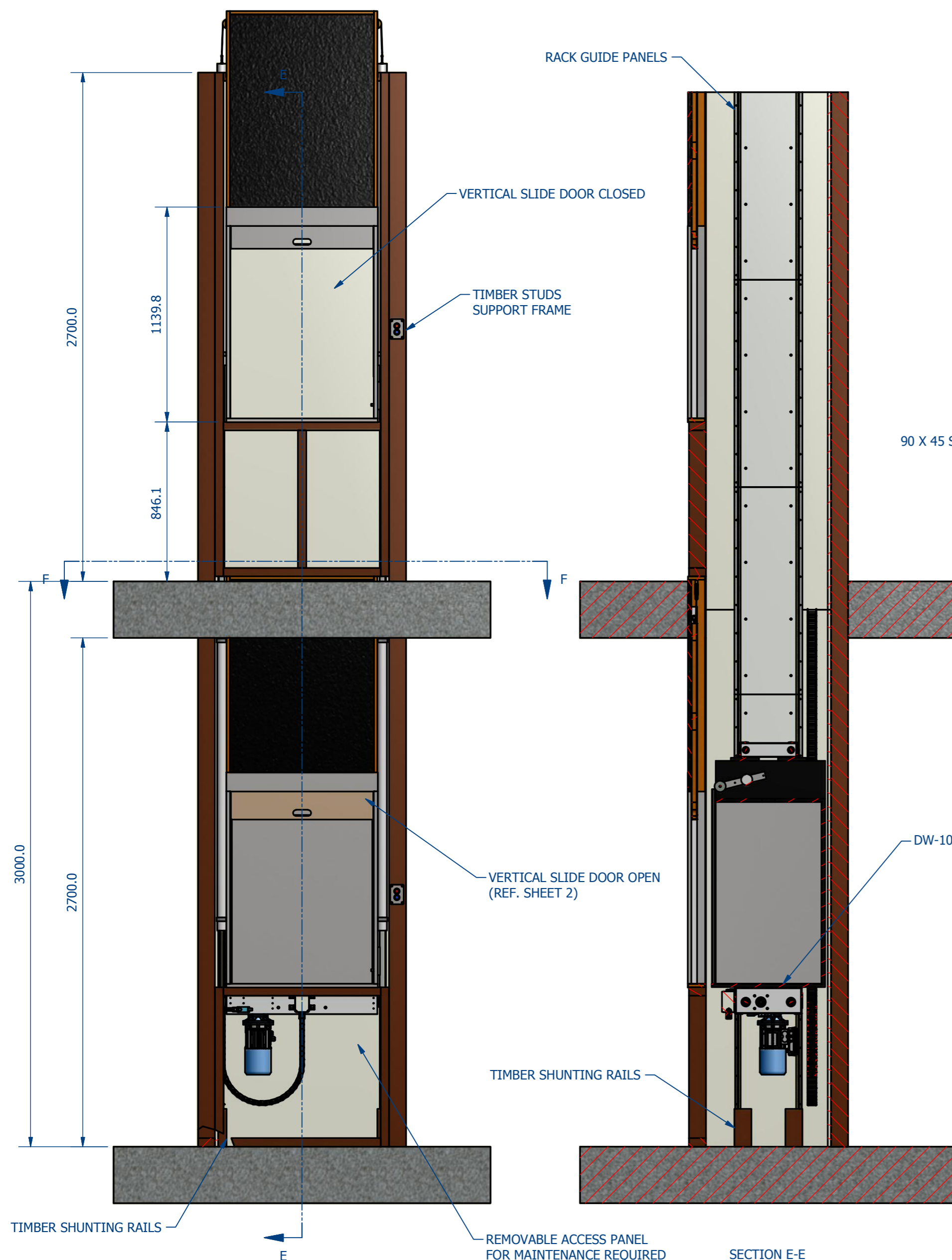


dumbwaiters Unit 2, 200 Boundary Road, Braeside, Victoria, 3195, Australia Tel. 613 9590 9091 Fax: 613 8625 0017		100 Kg Premium Standard Car PROJECT:		Job No:		
THIS DRAWING, INCLUDING INFORMATION SHOWN THEREIN, IS CONFIDENTIAL AND IS THE EXCLUSIVE PROPERTY OF DUMBWAITERS AUSTRALIA. IT IS SUBJECT TO RETURN UPON DEMAND. IT IS LOANED TO A SUPPLIER FOR EXCLUSIVE USE BY THE SUPPLIER. REPRODUCTION, EXHIBITION, OR USE FOR ANY OTHER PURPOSE, OR BY ANY PERSON IS NOT AUTHORISED.		DESIGNER: Fabrizio Battagliotti	DATE: 3/10/2014	CUSTOMER:	SCALE:	
DRAWN: Fabrizio Battagliotti	CHECKED:	DATE:	DATE:	DRAWING No AVL-000-GEN-100	SHEET 1 / 3	REV.
MFG APPROVED:	DATE:	MATERIAL:	PART No AVL Standard Car ASSY-01	SHEET SIZE A2		

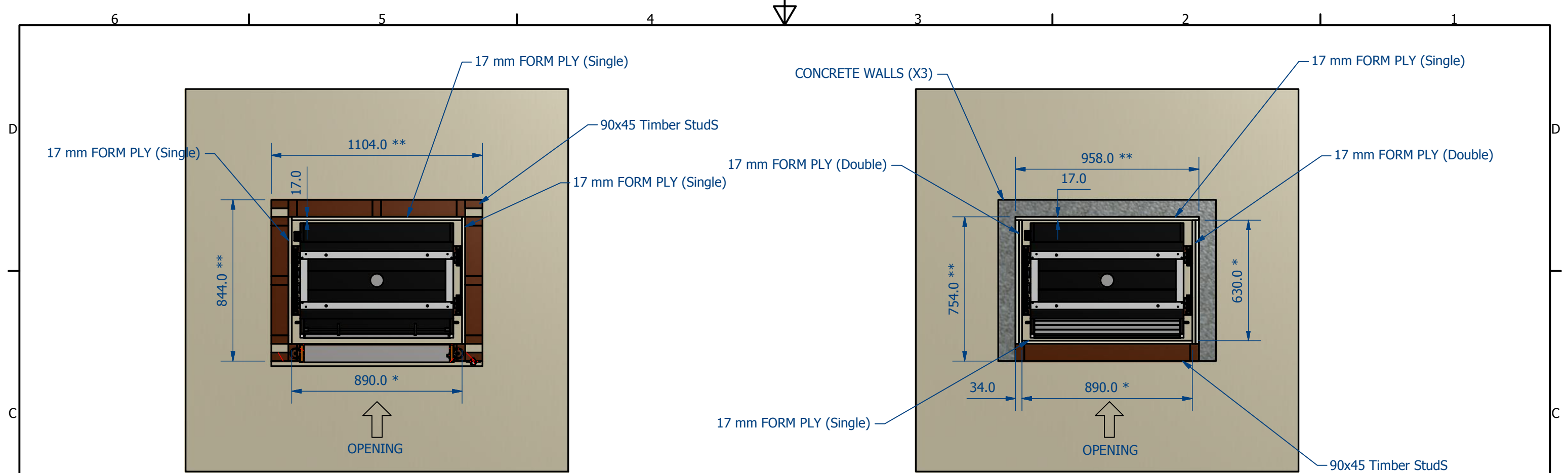


PLEASE REFER:

- SHEET 2 OPTION FOR SLIDE DOOR DETAILS (AS SHOWN IN THIS DRAWING);
- SHEET 3 OPTION FOR DOUBLE HINGED DOORS DETAILS;
- SHEET 4 OPTION FOR SINGLE HINGED DOOR DETAILS;
- SHEET 5 OPTIONS FOR SHAFT CONSTRUCTION.

1. SHAFT TOLERANCES ARE ± 5 mm PLUMB AND SQUARE
2. BUILDER TO SUPPLY AND INSTALL AS NEW CONDITION FORMRITE. FIXING SCREWS EVERY 250 mm ON STUDS.
3. FORMRITE TO RUN CONTINUOUSLY FROM TOP TO BOTTOM.
4. CEILING OF SHAFT TO BE LINED.
5. BUILDER TO SHEET EXTERNAL SURFACES AND FIT REMOVABLE DOOR JAMS AND SUPPLY DOORS TO SUIT AESTHETICS.

		Dumbwaiters Australia Pty Ltd Unit 2, 200 Boundary Road, Braeside, Victoria, 3195, Australia Tel: 613 9590 9091 Fax: 613 8625 0017		TITLE: Standard DW-100 Stud Shaft Installation	
THIS DRAWING, INCLUDING INFORMATION SHOWN THEREIN, IS CONFIDENTIAL AND IS THE EXCLUSIVE PROPERTY OF DUMBWAITERS AUSTRALIA. IT IS SUBJECT TO RETURN UPON DEMAND. IT IS LOANED TO A SUPPLIER FOR EXCLUSIVE USE BY THE SUPPLIER. REPRODUCTION, EXHIBITION, OR USE FOR ANY OTHER PURPOSE, OR BY ANY PERSON IS NOT AUTHORISED.		DESIGNER: Fabrizio Battagliotti	DATE: 15/09/2014	PROJECT: Job No:	SCALE:
DRAWN: FB	CHECKED:	MFG APPROVED:	DATE:	CUSTOMER: AV LIFTS	SHEET: 2 / 3
THIRD ANGLE PROJECTION <small>DO NOT SCALE DIMENSIONS IN mm DRAFTING STANDARDS TO AS 1100</small>		TOLERANCE UNLESS SPECIFIED: 0 DEC. PL. ± 0.5 1 DEC. PL. ± 0.1 2 DEC. PL. ± 0.05 ANGULAR ± 0.5	DRAWING No: AVL-000-GEN-100	Material:	SHEET SIZE: A2
				PART No: 0006 Layout A	REV.



STUD-WORK DW100 PREMIUM (100Kg) CAR INSTALLATION

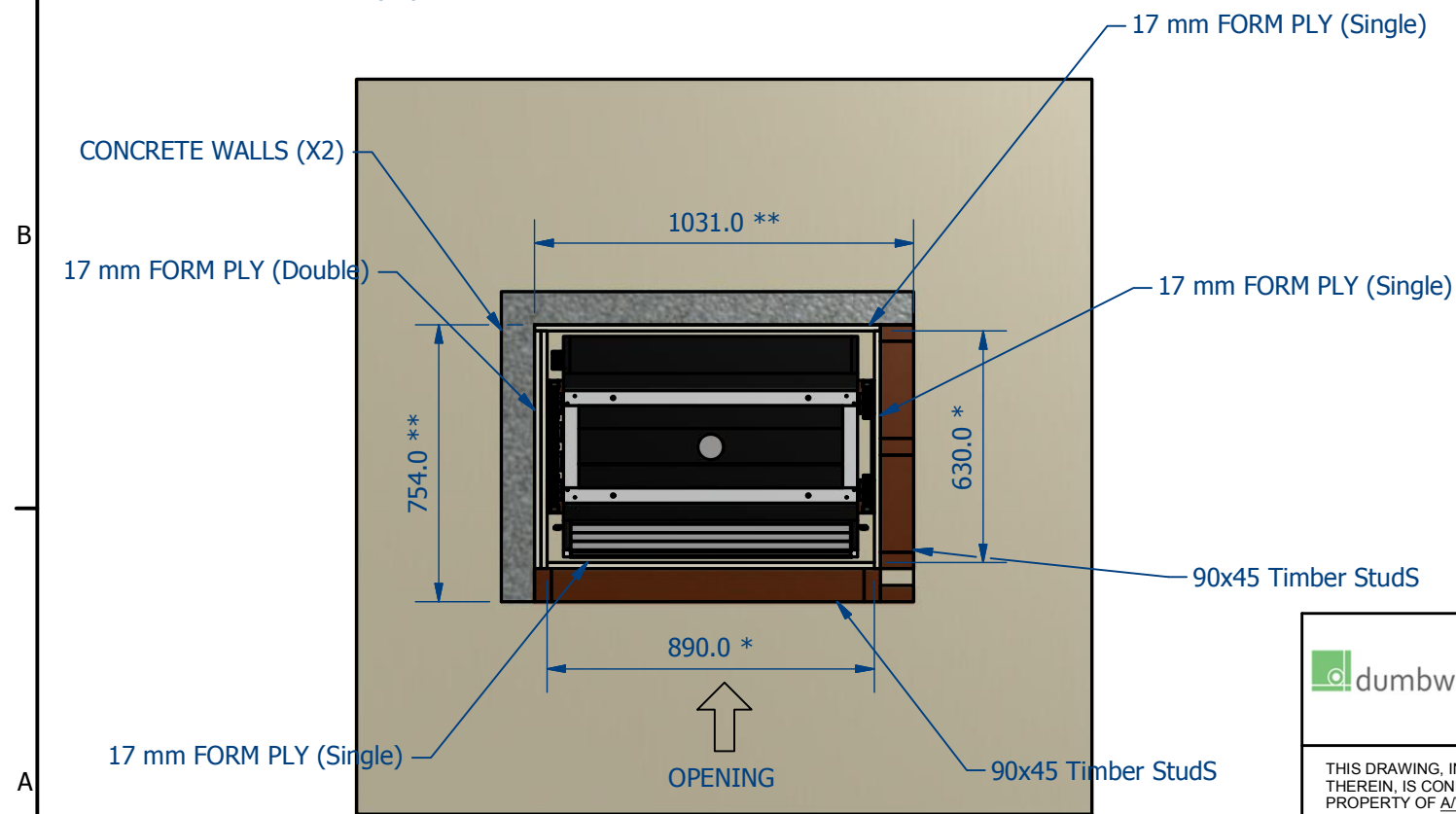
NOTE:

- (*) MIN. SHAFT SIZE REQUIREMENT
- (**) MIN. FLOOR OPENING REQUIREMENT

BLOCK-WORK DW100 PREMIUM (100Kg) CAR INSTALLATION

NOTE:

- (*) MIN. SHAFT SIZE REQUIREMENT
- (**) MIN. FLOOR OPENING REQUIREMENT



STUD+BLOCK WORK DW100 PREMIUM (100 Kg) CAR INSTALLATION

NOTE:

- (*) MIN. SHAFT SIZE REQUIREMENT
- (**) MIN. FLOOR OPENING REQUIREMENT

		AV Lifts Australia Pty Ltd Unit 2, 200 Boundary Road, Braeside, Victoria, 3195, Australia Tel. 613 9590 9091 Fax: 613 8625 0017		TITLE: PROJECT:		Job No:	
THIS DRAWING, INCLUDING INFORMATION SHOWN THEREIN, IS CONFIDENTIAL AND IS THE EXCLUSIVE PROPERTY OF AV LIFTS AUSTRALIA. IT IS SUBJECT TO RETURN UPON DEMAND. IT IS LOANED TO A SUPPLIER FOR EXCLUSIVE USE BY THE SUPPLIER. REPRODUCTION, EXHIBITION, OR USE FOR ANY OTHER PURPOSE, OR BY ANY PERSON IS NOT AUTHORIZED.		DESIGNED: Fabrizio Battagliotti	DATE: 15/09/2014	CUSTOMER AV LIFTS		SCALE	
		DRAWN: FB	DATE:	DRAWING No AVL-000-GEN-100		SHEET 3 / 3	REV.
		CHECKED:	DATE:	Material:		PART No	
THIRD ANGLE PROJECTION DO NOT SCALE DIMENSIONS IN mm DRAFTING STANDARDS TO AS 1100		Tolerance unless specified 0 DEC. PL. ± 0.5 1 DEC. PL. ± 0.1 2 DEC. PL. ± 0.05 ANGULAR ± 0.5		MFG APPROVED:		SHEET SIZE A3	